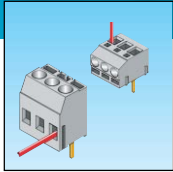
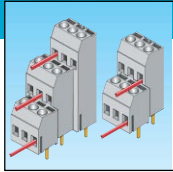


PCB terminals & connectors 2

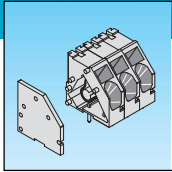
Table of contents



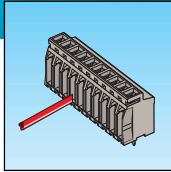
PCB TERMINAL BLOCKS
Pages 389-442



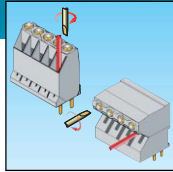
DOUBLE & TRIPLE DECK BLOCKS
Pages 392, 400-401, 403, 411



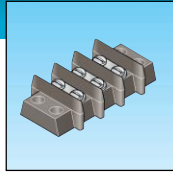
SPRING TERMINAL BLOCKS
Pages 409-412, 430-432



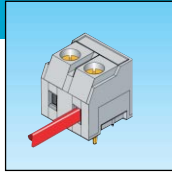
ADO INSULATION DISPLACEMENT TERMINAL BLOCKS
Page 413



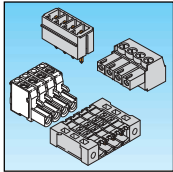
AXIAL CONNECTION TERMINAL BLOCKS
Pages 407-408, 426-427



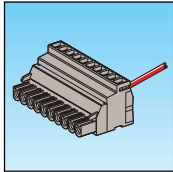
BARRIER STRIP TERMINAL BLOCKS
Pages 429, 538-545



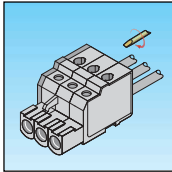
POWER BLOCKS
Pages 421, 428, 436, 439-440



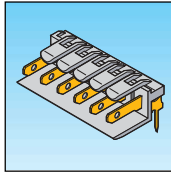
PCB CONNECTORS, TWO-PART
Pages 443-535, 580-586



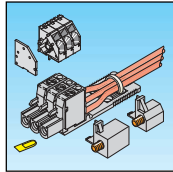
ADO INSULATION DISPLACEMENT CONNECTORS
Pages 580-586



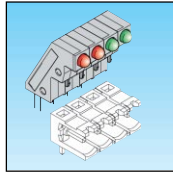
AXIAL CONNECTION PLUGS
Pages 454, 483



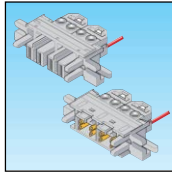
QUICK CONNECT TERMINAL BLOCKS
Pages 414-417, 433-434



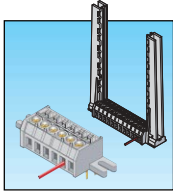
ACCESSORIES
See pages in this section.



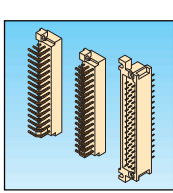
LED INDICATORS
Page 476



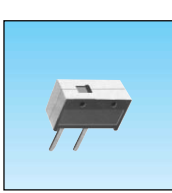
POWER CONNECTORS
Pages 514-521




EDGE CONNECTORS
Pages 522-525



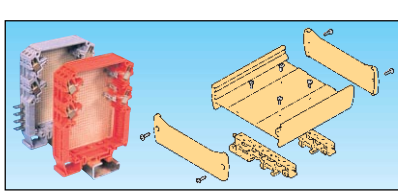
DIN 41612 CONNECTORS
Pages 526-535



PCB CIRCUIT BREAKER
Page 546



ROTARY SWITCHES
Pages 547-553



EMPTY BLOCKS, PCB HOLDERS
Pages 555-574

Accessories, Markers	575-578	Connectors, 2-part, screw clamp		Empty blocks, PCB component holders	
Axial screw clamp plug		Spacing 3.5 mm	444-445	PCB surface 13.5 cm ² , individual block	556-559, 564
Spacing 5.08 mm	454, 483	Spacing 3.81 mm	446-447	PCB surface 35 cm ² , individual block	560-564
Axial screw clamp terminal blocks		Spacing 5 and/or 5.08 mm	448-455, 458-473, 478-485	PCB surface 6.7 to 470 cm ² , modular block	565-567
Spacing 5.08 mm	407-408	Spacing 7.62 mm	486-493	PCB length 60 to 1000 mm, rail mounted	565, 568-574
Spacing 7.62 mm	426-427	Spacing 10.16 mm	494-503	Product range	555
Axial spring connection plugs		Spacing 15.24 mm	504-513	Extension sockets	452, 468-469, 481, 488, 496, 500, 506, 510
Spacing 5 and 5.08 mm	472-473	Connectors, 2-part, insulation displacement		Fuse holder terminal blocks	419
Spacing 7.62 mm	490-491	Spacing 5.08 mm	580-586	Holders, PCB	See Empty blocks, PCB component holders
Barrier strip terminal blocks		Connectors, 2-part, spring connection		Housings for connectors	453, 471, 474-475, 482, 485, 517, 519, 521
Markers	545	Spacing 5 and 5.08 mm	472-473	Insulating material, characteristics	388
Protective covers	545	Spacing 7.62 mm	490-491	Insulation displacement terminal blocks	413
Spacing 6.35 mm	541	Cover, protective, barrier strip terminal blocks	545	Insulation displacement connectors	580-586
Spacing 7.62 mm	429, 538	Description, Type PM 2.5/series	395	Jumper bars, comb type	575
Spacing 8 mm	539	DIN 41612 connectors		Knobs, rotary switches	553
Spacing 9.52 mm	539, 541	D shape	526	Label holders	579
Spacing 11.1 mm	540, 542	E shape	526-527	LED indicators	476
Spacing 13 mm	538	F shape	532	Markers and marking	575-578, 1944-1945
Spacing 14.28 mm	540, 542	Covers	533-535	Mounting accessories	456-457
Spacing 17.46 mm	543	Keying	531	Multideck connectors, 2-part	451, 464-467, 480
Spacing 22.22 mm	543	Mounting	528-530	Multideck terminal blocks	392, 400-401, 403, 411
Spacing 28.6 mm	544	DIN mount for 19" rack, power connectors	518-521		
Cable clamp for connector plugs	471	Double deck sockets	451, 464-467, 480		
Card guide for PCB	522-523, 525	Drawings, product index	374-387		
Card holders, printed circuit board	536	Edge connectors			
Circuit breaker for PCB, subminiature	546	DIN mounting, 19" rack	524		
Coding and polarization accessories	445, 477	Modular mounting, panel or thru panel	523, 525		
		Panel or PCB mounting	522		
		Quick connect	525		

continued on next page