
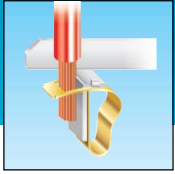


Terminal blocks 1

Table of contents



STANDARD SCREW CLAMP BLOCKS
From page 31



SPRING CONNECTION BLOCKS
Pages 177-214, 312-318, 362-364



ADO INSULATION DISPLACEMENT BLOCKS
Pages 217-278, 319-331



FUSE HOLDER BLOCKS
Pages 133-168, 207, 239, 241, 266-267, 269-270, 307



SWITCH & TEST BLOCKS
Pages 98-129



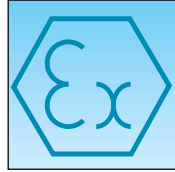
POWER BLOCKS
Pages 281-298




POWER DISTRIBUTION BLOCKS
Pages 90-92



BLOCKS FOR CORROSIVE ENVIRONMENTS
Page 337



BLOCKS FOR EXPLOSIVE ATMOSPHERES
Pages 339-346



MINIATURE DIN 2 BLOCKS
Pages 301-311

Accessories , see Section 13	1891
ADO blocks ; see Insulation Displacement, ADO ...	217
Assembly, connector	357-358
Automotive miniature fuse holder plug	113
Base mount blocks ,	
ADO connection	322-325, 328-331
Base mount blocks,	
spring connection	315-318
Basic blocks, most popular	28-29
Bus, power distribution control	94-97
Busbar clamp	83, 85
Busbar for ground wire	83, 86
CAD library , terminal block drawings	30
Carton labels, how to read	25
Circuit testing blocks	120-129
Collector bar connection	84
Compatible block, M 4/8, with fuse block	137
Compatible block, M 4/8.D2, with fuse block	139
Component holder blocks,	
double deck	171-174, 209-211
Connection technology, choice	26-27
Connection technology,	
description	26-27, 221
Connectors, DIN 1	357-358
Corrosive environment blocks	337
Current test plug	121
DIN rail	1895-1897
DIN 2 Mini blocks	303-311
Distribution blocks	88-92
Distribution box terminal blocks,	
multideck	64-71, 190-197
Distribution of polarities	83
Distribution power control bus	94-97
Double deck (high density)	
standard blocks	48-54
Empty blocks , PCB component holders	555-574
Essailec blocks for power distribution	130
Explosive atmosphere blocks	339-346
Fuse holder blocks	
5 X 20 and 5 X 25 mm fuses	134-136, 138-142, 207, 239, 241, 266-267, 269-270, 307

Fuse holder blocks continued	
Matching profile block to fuse blocks	137, 139
6.35 X 25.4 mm, 1/4 X 1 in. fuses	143, 145-146
6.35 X 32 mm, 1/4 X 1 1/4 in. fuses	143, 145-147
8.5 X 31.5 mm, 11/32 X 1 1/4 in. fuses	148
10.3 x 38 mm, 13/32 x 1 1/2 in. fuses	155-156
DO1 and DO2 fuses	156
Fuse holder blocks, double deck	138-139
Fuse holder, modular	
8.5 x 31.5 mm,	
11/32 x 1 1/4 in. fuses	164-165
10.3 x 38 mm,	
13/32 x 1 1/2 in. fuses	166-167
14 x 51 mm, 9/16 x 2 in. fuses	157
21 x 57 mm, 13/16 x 2 1/4 in. fuses	158
22 x 58 mm, 7/8 x 2 1/4 in. fuses	159
27 x 60 mm, 1 1/16 x 2 3/8 in. fuses	158
Accessories, FE10 modules	154
Accessories, FE14 and FE22 modules	160
Assembly, FE10 modules	154
CC fuses	161
Domestic fuses	162
Dual connections	164-168
Fuses for FE14 and FE22 modules	160
Fuses, 8.5 x 31.5 mm, 10.3 x 38 mm	154
Mounting plate for modules	154
Fuse holder plug for	
automotive miniature fuses	113
Fuse holder plugs for terminal blocks	111
Ground blocks ,	
connection to rail, diagram	77-78
Ground blocks,	
electrically connected to rail	77-80, 201-202, 232, 258, 275, 277, 314, 364
Ground blocks, isolated from rail	75-76, 199-200, 214, 231, 257, 275, 277, 314, 316, 318, 364
Ground busbar clamp	83, 85
Ground collector bar	84
Ground plus neutral blocks	81-82
Hazardous environment blocks	337, 339-346

Insulation displacement ,	
ADO, description	26-27, 218-221
Insulation displacement ADO blocks	
Component holder, ADO - ADO	243
Description	26-27, 218-221
Double deck, ADO - ADO	229-230
Double deck,	
ADO - Compression clamp	252-256
Fuse holder blocks, 5 X 20 and 5 X 25 mm,	
ADO - ADO	239, 241
Fuse holder blocks, 5 X 20 and 5 X 25 mm,	
ADO - Compression clamp	266-267, 269-270
Ground blocks, electrically connected to rail,	
ADO - ADO	232
Ground blocks, isolated from rail,	
ADO - ADO	231
Ground blocks, electrically connected to rail,	
ADO - Compression clamp	258
Ground blocks, isolated from rail,	
ADO - Compression clamp	257
Neutral switch block,	
ADO - ADO	240, 242
Neutral switch block,	
ADO-Compression clamp	268, 271
Selection guide, plugs	235, 261
Standard, ADO - ADO	222-228
Standard, ADO - Compression clamp	244-250
Switch blocks with automotive	
mini fuse holder, ADO - ADO	237
Switch blocks with automotive mini fuse holder,	
ADO - Compression clamp	264
Switch blocks with blade,	
ADO - ADO	233-234
Switch blocks with blade,	
ADO - Compression clamp	259-260, 262
Switch blocks with plug,	
ADO - ADO	236, 238
Switch blocks with plug,	
ADO - Compression clamp	263, 265

continued on next page